





















ASLE Member Survey



1. What aspects of ASLE membership do you participate in? (check all that apply)			
		Response Percent	Response Count
Attend Biennial Conference		65.0%	354
Use Membership Directory		52.1%	284
Read ISLE		94.5%	515
Read Newsletter		79.1%	431
Use Online Bibliography		37.6%	205
Use Website		67.7%	369
Subscribe to a List-serv		29.9%	163
Participate in Graduate Student Mentoring Program		6.6%	36
Other (please specify)		5.9%	32
answered question			545
skipped question			1

2. How do you learn about most of ASLE's activities? (check all that apply)			
		Response Percent	Response Count
Newsletter		64.3%	350
Website		57.0%	310
Conference		36.4%	198
ISLE		36.4%	198
Other (please specify)		18.0%	98
answered question			544
skipped question			2








3. Do you have suggestions about other ways in which we might reach you?		
		Response Count
		135
<i>answered question</i>		135
<i>skipped question</i>		411

4. Would you like to have an online payment option for joining/renewing your membership?			
		Response Percent	Response Count
Yes		77.0%	418
No		11.8%	64
Not Sure		11.2%	61
<i>answered question</i>			543
<i>skipped question</i>			3



5. Currently there is a Diversity Caucus in ASLE. Are you aware of this group?			
		Response Percent	Response Count
Yes		40.3%	215
No		55.9%	298
Not Sure		3.8%	20
<i>answered question</i>			533
<i>skipped question</i>			13




6. Do you participate in the Diversity Caucus?			Response Percent	Response Count
Yes			7.3%	38
No			92.7%	483
			Why or Why Not?	295
			answered question	521
			skipped question	25





7. What other approaches could ASLE employ to effectively reach out to diverse groups and address issues of diversity?			Response Count
			191
			answered question
			191
			skipped question
			355

8. What groups, if any, do you consider underrepresented in ASLE? (check all that apply)			Response Percent	Response Count
Scientists			43.6%	196
Groups focusing on ethnic literatures or issues			32.9%	148
Environmentalists			9.3%	42
Independent writers			16.7%	75
Nonacademics			34.7%	156
None			13.6%	61
Other (please specify)			22.7%	102
			answered question	450
			skipped question	96



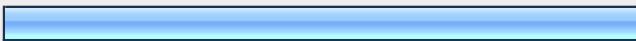
9. Do you have specific suggestions about how to reach out to any of these groups?		
		Response Count
		197
<i>answered question</i>		197
<i>skipped question</i>		349

10. Are you a student member of ASLE?			
		Response Percent	Response Count
Yes		24.7%	129
No		75.3%	394
<i>answered question</i>			523
<i>skipped question</i>			23






11. Do you feel ASLE provides adequate programs for its student members?			
		Response Percent	Response Count
Yes		30.2%	152
No		1.6%	8
Not Sure		68.3%	344
<i>answered question</i>			504
<i>skipped question</i>			42

12. Do you participate in any ASLE programs that are geared toward students?			Response Percent	Response Count
Mentoring Program			33.3%	44
Biennial Conference Professionalization Sessions			43.9%	58
ASLE Student Working Group			6.8%	9
Other (please specify)			41.7%	55
			<i>answered question</i>	132
			<i>skipped question</i>	414




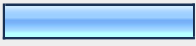







13. What suggestions do you have for new or improved programs or projects aimed at students?			Response Count
			114
			<i>answered question</i>
			114
			<i>skipped question</i>
			432

14. ASLE has two Graduate Student Liaisons who work with the Executive Council and advise that body. Do you feel that students have adequate voice and representation in ASLE?				
			Response Percent	Response Count
Yes			28.0%	137
No			2.2%	11
Not Sure			69.8%	342
			If not, how might this representation be improved?	27
			<i>answered question</i>	490
			<i>skipped question</i>	56





15. How often do you consult the ASLE website (www.asle.umn.edu)?




		Response Percent	Response Count
Never		3.1%	16
Less than twice/year		11.7%	61
2-5 times/year		42.1%	219
5-10 times/year		26.7%	139
More than 10 times/year		16.5%	86
		answered question	520
		skipped question	26



16. What information do you look for at the website? (check all that apply)




		Response Percent	Response Count
Membership information		38.2%	191
General information on ASLE (officers, bylaws, finances)		27.8%	139
Read/Download ASLE News		65.4%	327
Consult back issues of newsletter		20.8%	104
Graduate Student Handbook		10.2%	51
Mentoring Program Information		5.4%	27
Introduction to Ecocriticism Information		51.8%	259
Bibliographies		60.8%	304
Syllabi and Teaching Resources		63.0%	315
Jobs and Fellowships		32.8%	164
Other (please specify)		18.2%	91
		answered question	500
		skipped question	46

17. What changes or additions to the ASLE website would you most like to see?		Response Count
		120
<i>answered question</i>		120
<i>skipped question</i>		426

18. ASLE sponsors an online bibliography of scholarly and creative works related to literature and environment studies (see http://www.biblioserver.com/asle/). How often do you consult the ASLE Online Bibliography in the course of your teaching or research?			Response Percent	Response Count
Never		13.8%	71	
Occasionally		63.7%	328	
Regularly		8.5%	44	
I was not aware of the bibliography		14.2%	73	
<i>answered question</i>			515	
<i>skipped question</i>			31	




19. If you consult the ASLE Online Bibliography, do you search the online database or download a PDF of the entire bibliography?			Response Percent	Response Count
Search		79.5%	290	
Download		3.6%	13	
Both		17.3%	63	
<i>answered question</i>			365	
<i>skipped question</i>			181	

20. Have you ever contributed an entry/abstract to the ASLE Online Bibliography?			Response Percent	Response Count
Yes			15.8%	77
No			84.4%	412
			<i>answered question</i>	488
			<i>skipped question</i>	58





21. If yes, how many entries have you contributed over the past year?			Response Percent	Response Count
1 to 5			87.7%	50
5 to 10			8.8%	5
More than 10			3.5%	2
			<i>answered question</i>	57
			<i>skipped question</i>	489

22. If you have not contributed to the bibliography, what would make you more likely to do so in the future?		Response Count
		194
		<i>answered question</i>
		194
		<i>skipped question</i>
		352


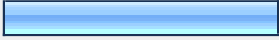

23. The bibliography site costs ASLE about \$550 each year. Do you believe that the Online Bibliography provides a service that justifies that cost?



		Response Percent	Response Count
Yes		62.9%	321
No		1.6%	8
Not Sure		35.7%	182
		answered question	510
		skipped question	36

24. Do you read the newsletter, ASLE News?

		Response Percent	Response Count
Yes, every issue		56.6%	293
Sometimes		34.7%	180
Rarely		6.9%	36
Never		1.7%	9
		answered question	518
		skipped question	28

25. Do you prefer the new online format or the old printed format of ASLE News?

		Response Percent	Response Count
Online		44.7%	231
Print		30.0%	155
No Preference		25.3%	131
		answered question	517
		skipped question	29

26. Do you read more or less of ASLE News since it has become an online publication?			Response Percent	Response Count
More			13.0%	64
Less			35.6%	176
Same			51.4%	254
			<i>answered question</i>	494
			<i>skipped question</i>	52

27. Can you suggest ways that we might boost readership of the online newsletter?			Response Count
			127
			<i>answered question</i>
			127
			<i>skipped question</i>
			419

28. Are there any features or information you'd like to see added to the newsletter?			Response Count
			48
			<i>answered question</i>
			48
			<i>skipped question</i>
			498

29. Do you read the ISLE journal?			Response Percent	Response Count
Yes, every issue			57.6%	299
Sometimes			37.6%	195
Rarely			4.6%	24
Never			0.2%	1
			answered question	519
			skipped question	27

30. Do you have access to ISLE in your college/university library?			Response Percent	Response Count
Yes			27.2%	135
No			39.3%	195
Not Sure			33.5%	166
			answered question	496
			skipped question	50






31. If not, would you consider requesting that ISLE be purchased for the library?			Response Percent	Response Count
Yes			69.3%	239
No			8.4%	29
Not Sure			22.3%	77
			answered question	345
			skipped question	201

32. In terms of content, is there anything you would like to see more of in ISLE (e.g., poetry, creative nonfiction, ecocriticism, etc.)?		Response Count
		246
<i>answered question</i>		246
<i>skipped question</i>		300




33. Even if a change meant an increase in membership fees, would you be interested in seeing ISLE diversify or expand, possibly offering more issues per year?			Response Percent	Response Count
Yes			47.6%	243
No			21.8%	111
Not Sure			30.6%	156
<i>answered question</i>				510
<i>skipped question</i>				36





34. Even if a change meant an increase in membership fees, would you be interested in seeing ISLE become a web-accessible publication?			Response Percent	Response Count
Yes			54.9%	281
No			16.0%	82
Not Sure			29.1%	149
<i>answered question</i>				512
<i>skipped question</i>				34






35. How often do you consult the annual membership directory?

		Response Percent	Response Count
Never		12.3%	63
1-2 times/year		58.3%	299
3-5 times/year		19.3%	99
5-10 times/year		7.2%	37
All the time		2.9%	15
		<i>answered question</i>	513
		<i>skipped question</i>	33

36. Would you be interested in seeing the membership directory move online as a secure (password accessible) area of the website?

		Response Percent	Response Count
Yes		57.5%	295
No		12.1%	62
Not Sure		30.4%	156
		Why or Why Not?	178
		<i>answered question</i>	513
		<i>skipped question</i>	33

37. How many ASLE Biennial Conferences have you attended?				
			Response Percent	Response Count
None			28.2%	145
One			27.0%	139
Two			14.4%	74
Three or more			30.4%	156
			<i>answered question</i>	514
			<i>skipped question</i>	32

38. The conference has generally been held in early to mid-June. Is that a good time for you?				
			Response Percent	Response Count
Very Good Time			26.9%	135
Pretty Good Time			46.5%	233
Difficult Time			17.6%	88
Impossible Time			3.6%	18
Not Sure			5.4%	27
			If not, when is the best time for you to attend a conference?	116
			<i>answered question</i>	501
			<i>skipped question</i>	45

39. At past conferences, the concurrent sessions have been 75 minutes long, and included four 15 min. papers and a 15 min. Q&A period. Approximately 8-12 sessions are scheduled for each time block. Does this structure work?

		Response Percent	Response Count
Works very well		29.9%	141
Works somewhat well		40.7%	192
Doesn't work very well		6.6%	31
Doesn't work at all		1.3%	6
Not sure		21.6%	102
		answered question	472
		skipped question	74




40. If it doesn't work, what schedule changes would you suggest for concurrent sessions? Be as specific as possible about times and number of presenters (and keep in mind that cutting the number of sessions in a time slot or the number of speakers in a session may mean accepting fewer proposals).






		Response Count
		141
		answered question
		141
		skipped question
		405

41. Typically, the conference runs from Tuesday through Saturday, and oftentimes we have decreased attendance at the Saturday morning sessions. Do you think that we should consider omitting Saturday sessions?

		Response Percent	Response Count
Yes		33.6%	161
No		25.5%	122
Not Sure		40.9%	196
		Why or why not?	170
		answered question	479
		skipped question	67

42. Are there any types of speakers (e.g. ecocritics, scientists, environmental activists, poets, etc.) or specific speakers that you would like to see in a plenary session at a future conference?		
		Response Count
		233
	<i>answered question</i>	233
	<i>skipped question</i>	313

43. How do you feel about inviting back a plenary speaker from a previous conference?			
		Response Percent	Response Count
Fine		61.4%	293
Unhappy		8.4%	40
Not Sure		30.2%	144
	<i>answered question</i>		477
	<i>skipped question</i>		69

44. ASLE also helps fund smaller off-year symposia. How many of these have you attended?			
		Response Percent	Response Count
None		77.8%	395
One		10.8%	55
Two		2.6%	13
More than Two		0.8%	4
Was not aware of off-year symposia		8.1%	41
	If you have attended an off-year symposia, please comment on the quality of your experience.		60
	<i>answered question</i>		508
	<i>skipped question</i>		38





45. The standard seed money contributed by ASLE to an off-year symposia is \$1500. Do you support continuing this funding and at what level?

		Response Percent	Response Count
Don't support funding		3.6%	18
Fund at the same level		34.8%	174
Fund at a higher \$ level		14.4%	72
Fund at a lower \$ level		0.8%	4
Not Sure		46.4%	232
		answered question	500
		skipped question	46





46. A round-trip flight to the ASLE Biennial Conference that takes 4 hours each way can be offset for approximately \$25. Would you be willing to increase conference registration fees by this or another amount if the fees went to offset carbon emissions?

		Response Percent	Response Count
Yes, I'd pay \$25 or more		46.8%	232
Yes, I'd pay \$10-25 more		20.8%	103
Yes, I'd pay \$5-10 more		4.6%	23
No, I wouldn't pay more		10.5%	52
Not Sure		17.3%	86
		answered question	496
		skipped question	50


47. Would you prefer a carbon calculator on the conference web site to calculate your specific emissions, or a predetermined flat fee?

		Response Percent	Response Count
Carbon Calculator		37.2%	183
Flat Fee		32.5%	160
Neither		7.7%	38
Not Sure		22.6%	111
Would you like this method to be voluntary or mandatory?			217
answered question			492
skipped question			54




48. Would you prefer that ASLE's Board decide what to do with any carbon offset funds raised, or would you like to make your own decision?




		Response Percent	Response Count
ASLE Board		59.4%	293
I Decide		14.0%	69
Not Sure		18.9%	93
Other Method (please specify)		7.7%	38
answered question			493
skipped question			53





49. ASLE collected voluntary carbon offset donations at the 2007 conference, and is exploring more ways to cut use of resources at the 2009 conference. Should ASLE devote more efforts to becoming a "carbon neutral" organization?






		Response Percent	Response Count
Yes, lots more effort		41.2%	203
Yes, some more effort		44.6%	220
No		2.6%	13
Not Sure		11.6%	57
If so, do you have any suggestions for ways we might pursue this?			76
<i>answered question</i>			493
<i>skipped question</i>			53

50. Do you feel there are adequate opportunities for members to participate in ASLE administration (see <http://www.asle.umn.edu/about/admin.html> for a listing of current positions and office holders)?

		Response Percent	Response Count
Yes		49.1%	244
No		1.6%	8
Not Sure		49.3%	245
Why or Why Not?			36
<i>answered question</i>			497
<i>skipped question</i>			49




51. Does the organization provide adequate mechanisms for members to participate in ASLE's decision-making processes (such as elections)?				
			Response Percent	Response Count
Yes		66.2%	329	
No		2.6%	13	
Not Sure		31.2%	155	
			<i>answered question</i>	497
			<i>skipped question</i>	49






52. Compared to other scholarly organizations you are familiar with, how effective is ASLE's organizational structure (including volunteer coordinators, officers, and paid staff) at advancing our mission and serving our members?				
			Response Percent	Response Count
Very effective		41.5%	204	
Somewhat effective		23.4%	115	
Not very effective		1.2%	6	
Not effective at all		0.0%	0	
Not Sure		33.9%	167	
What specific suggestions do you have for improvement in this area?				30
			<i>answered question</i>	492
			<i>skipped question</i>	54

53. Are you satisfied with your membership in ASLE?			Response Percent	Response Count
Very Satisfied			68.0%	342
Somewhat Satisfied			28.6%	144
Not Very Satisfied			1.4%	7
Unsatisfied			0.2%	1
Not Sure			1.8%	9
If not, what could be improved?				59
answered question				503
skipped question				43









54. Are there any programs, projects or issues that you would like to see ASLE undertake in the future? What are they?		Response Count
		116
answered question		116
skipped question		430

55. Are there any other aspects of ASLE and your membership in it that you would like to comment on?		Response Count
		128
answered question		128
skipped question		418

56. Where do you live?			Response Percent	Response Count
US			85.7%	432
Canada			6.2%	31
Other International location			8.1%	41
			<i>answered question</i>	504
			<i>skipped question</i>	42

57. How long have you been a member of ASLE?			Response Percent	Response Count
Less than 1 year			14.9%	75
1-2 years			15.7%	79
3-5 years			25.6%	129
5 -10 years			26.6%	134
More than 10 years			17.3%	87
			<i>answered question</i>	504
			<i>skipped question</i>	42

58. What is your professional status?

		Response Percent	Response Count
Full Time Faculty		55.3%	278
Part Time Faculty		5.6%	28
Full Time Staff/Administration		1.4%	7
Part Time Staff/Administration		0.2%	1
Graduate Student		18.7%	94
Undergraduate Student		0.8%	4
Independent Writer		5.8%	29
Other (please specify)		12.3%	62
		<i>answered question</i>	503
		<i>skipped question</i>	43